

# Conservation/Restoration of book collections

Materiality of books collections

**Elisa Barros**



- Presentation of our Studio “Atelier du Papier”
- The initial question
- Restore or not restore?
- In case of restoration, how to respect the object?
  - Maintain the integrity of the object
  - Materials
  - Techniques
  - Offer a long life to the book
  - Preserve for further research
- Conclusion



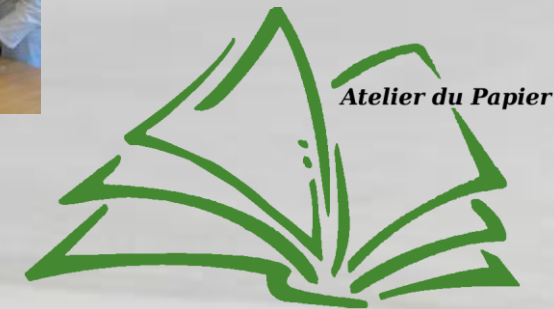
# Presentation of our Studio “Atelier du Papier”





# Presentation of our Studio “Atelier du Papier”

- Papers and books Conservation
- Papers and books Restoration
- Book binding/gilding
- Trainings



# Presentation of our Studio “Atelier du Papier”

- The International Course on Conservation of Japanese Paper, Tokyo.



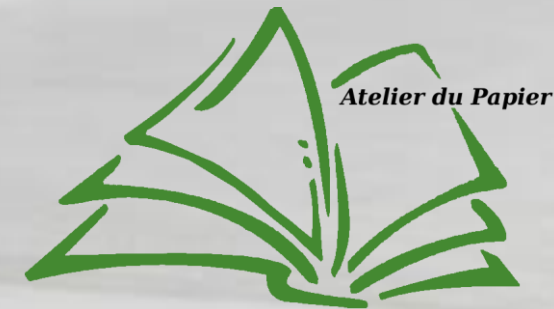
International Course on Conservation of Japanese Paper (JPC), jointly organized with ICCROM, is aimed to comprehend principles of conservation of cultural properties in Japan, restoration materials and techniques and apply them to conservation of cultural properties in the West countries. This course is designed for participants from all over the world to learn the Japanese paper used for Japanese cultural properties on paper, adhesives, tools, techniques of mounting (soko) through lectures and practical work like lining and joining paper. The course also includes the study tour for deeper understanding of Japanese paper and restoration materials, such as visiting a Japanese paper making studio.





# Presentation of our Studio “Atelier du Papier”

- The International Course on Conservation of Japanese Paper 2015 group, Tokyo.

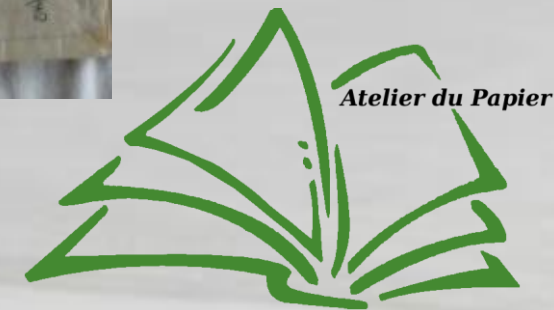



The initial question :  
What to do when we find a book like this?






# Restore or not restore?





# Maintain the integrity of the object

- Respect
- Reversibility
- Sincerity
- Compatibility
- Documentation



# Materials

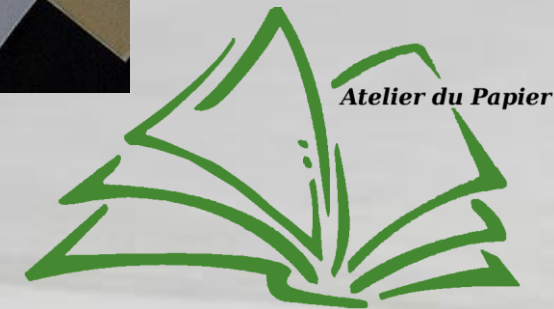

- Japanese Papers

- Kozo
- Gampi
- Mitsumata



- Tools

- Traditional Japanese brushes
- Noribon (Paste bowl )
- Norikoshi (Glue sieve)
- Dahlia Spray



# Techniques

- Treatments
  - Examination
  - Register initial state
  - Tests
  - Cleaning
    - Dry
    - Aqueous





# Techniques

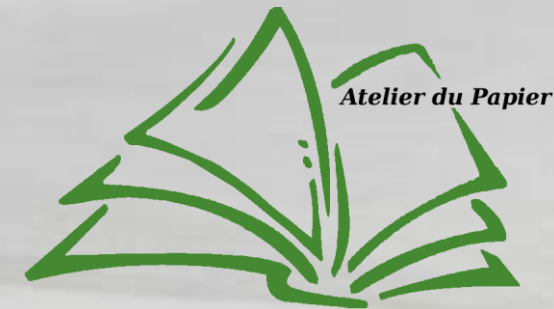
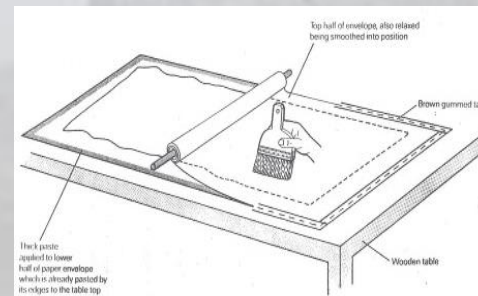
- Treatments
  - Reinforce
    - Patch



- Infill/Insert

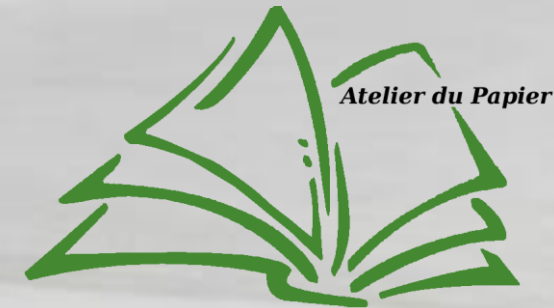
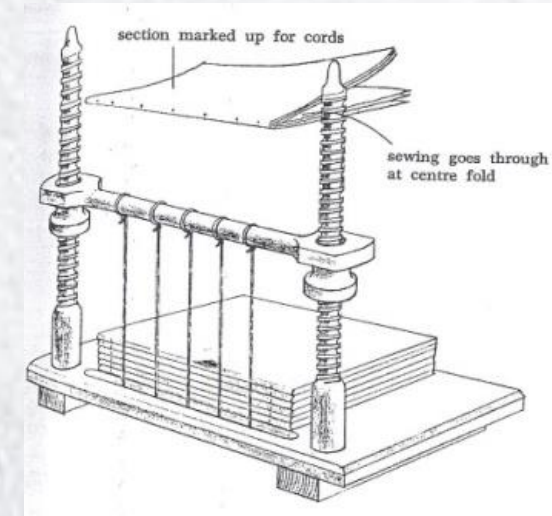
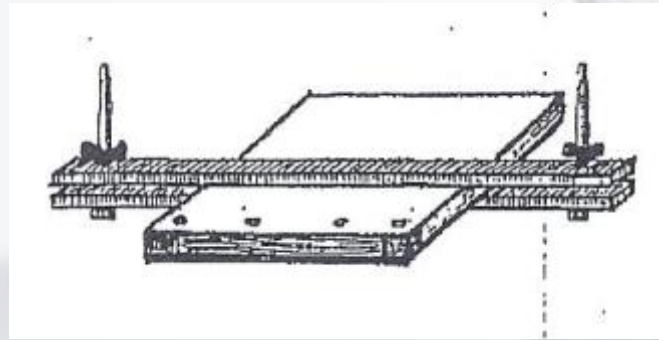


- Lining






# Techniques

- Treatment
  - Sewing



# Techniques

- Specific Japanese Techniques
  - Water cut
  - Paste (Japanese wheat starch powder)
  - Dry board (Karibari)





# Offer a long life to the book

- Specific contents
- Conservation boxes
- Clarkson System




# Preserve for further research


- Conserve old parts of the object



- Additions made to be visible



- Documentations



# Conclusion

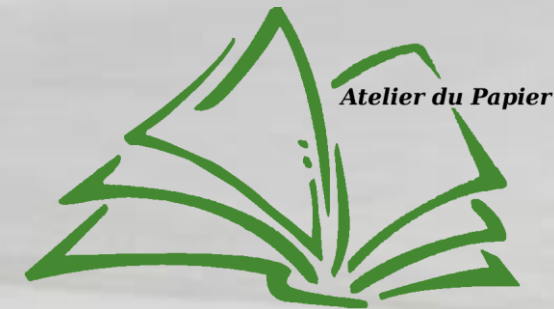
- How does cultural property survive?
- What should we preserve and what should we change in the object for keeping it safe and be conserved as long as possible?





# Conclusion

- No intervention
- Conservation
- Restoration



# Questions?

Thank you for your attention!

[elisa.rands@latelierdupapier.be](mailto:elisa.rands@latelierdupapier.be)

